

Actron Technology

(8255.TT)



2023/Q3 Investor Conference

Speakers:

- 吳憲忠 George Wu: President / Spokesperson
- 黃錫欽 Jason Huang: VP of Sales & Marketing / Deputy Spokesperson
- 鍾曉瑩 Mia Chung : Special assistance / Investor Relations

Sep, 28th, 2023

Agenda

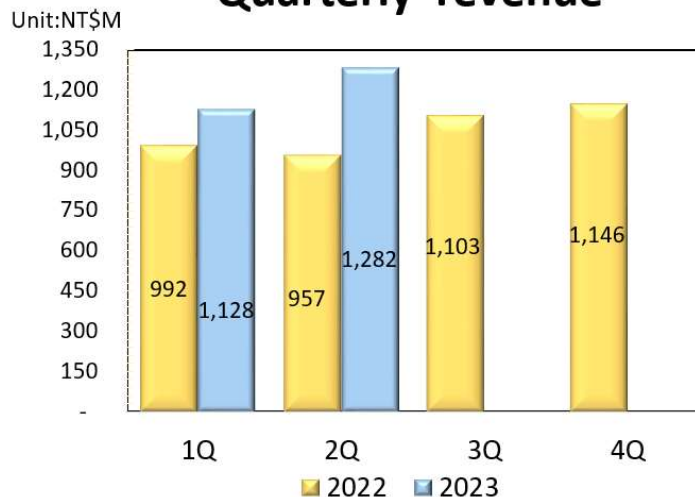


1. Financial Highlight
2. Global Automobile Sales
3. Q & A

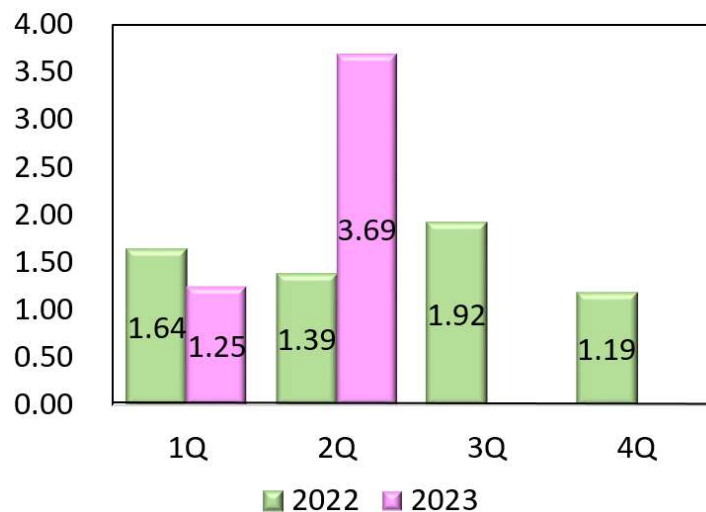


Financial Highlight

Quarterly revenue

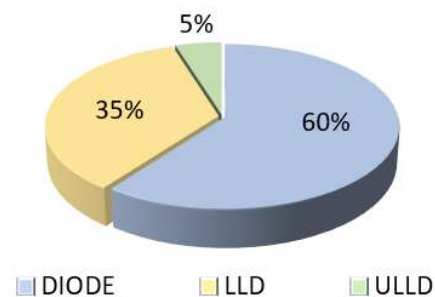


Quarterly EPS

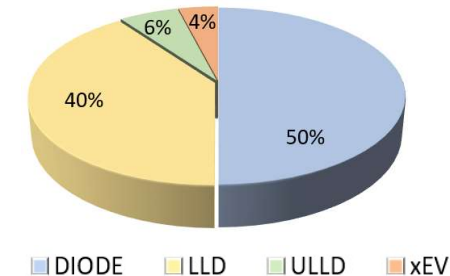


Sales Contribution by Products

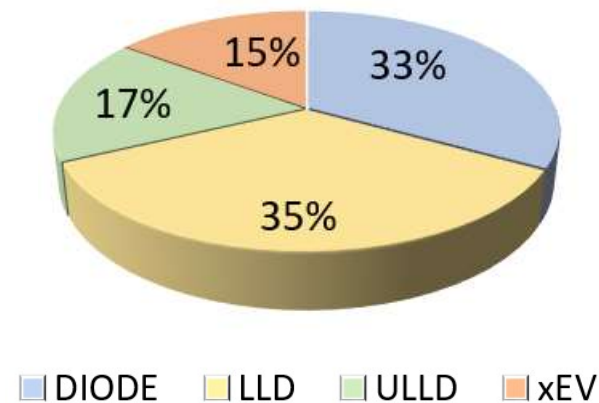
2021



2022



2023(F)



2023 Q2/Q3 GLOBAL AUTOMOBILE SALES



1. World car sales in June 2023 will reach 7.87 million units, an annual increase of 11%; world car sales from January to June 2023 will reach 42.43 million units, an annual increase of 11%. The performance of the world's auto industry has improved significantly due to improved chip supply, leading to improved international auto sales.
2. In July sales, Toyota ranked first, accounting for 10.2% of total sales, down 5% from June. The second place is Volkswagen brand, accounting for 6.6%. Sales volume in July dropped 13% from June. The main reason was the decline in sales in Europe and mainland China. The third and fourth places are Honda and Ford respectively. Both sales in July fell slightly compared with June. The fifth place was taken by the mainland brand BYD, which is the only brand in the top 10 that only sells new energy vehicles.
3. In the first half of 2023, China's automobile sales were 13.24 million units, accounting for 31% of the world automobile market.
4. The trend of new energy vehicles in the world will be relatively stable in 2023, reaching 6.05 million units from January to June, an annual increase of 45%. In June, it reached 1.28 million vehicles, an annual increase of 43%, and China's new energy vehicles accounted for more than 60% of the world's total.


Global IGBT/SiC Makers



Power Semi. Supplier Market Share (2022)

Global Power Semi. Sales \approx \$25.1B (2022)

| Power Semiconductor Supplier (BJT, FET, IGBT, SiC, GaN, Module) | Market Share (Percentage) |
|---|---------------------------|
| | 19.11% |
| | 8.35% |
| | 5.98% |
| | 5.62% |
| | 4.77% |
| | 4.73% |
| | 3.54% |
| | 2.86% |
| | 2.69% |



Global Power IGBT Sales \approx \$8.2B (2022)

| IGBT Power Solution Provider (Device, Discrete, and Module) | Market Share (Percentage) |
|---|---------------------------|
| | 28.95% |
| | 16.69% |
| | 12.58% |
| | 6.56% |
| | 5.67% |
| | 3.84% |



Global Power SiC Sales \approx \$1.6B (2022)


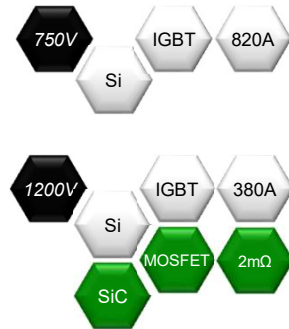
| SiC Power Solution Provider (Device, Discrete, and Module) | Market Share (Percentage) |
|--|---------------------------|
| | 37.21% |
| | 20.46% |
| | 13.29% |
| | 9.49% |
| | 7.08% |
| | 2.55% |

Source: APEC 2023, PCIM 2023, Omdia, TechInsights, Yole, Published Company Reports, Semiconductor Insights, EDN


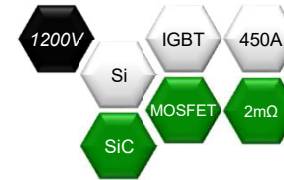
Actron Power Device Solution for EV



Actron xEV Power Modules Solution




6-in-1 Power Module



2-in-1 Power Module

Actron xEV Power Discretes Solution




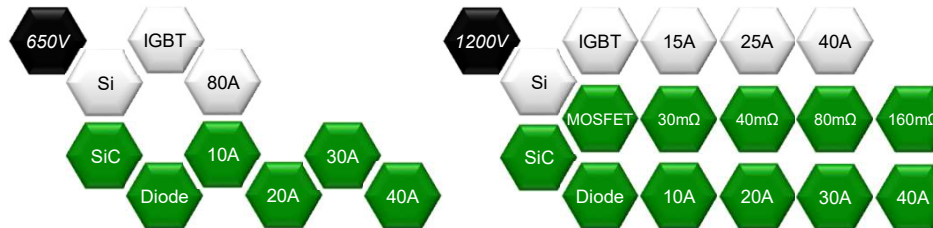
OBC



Converter



PSU





Q & A